

OPEN 7 DAYS A WEEK: 6AM-12 MIDNIGHT



1300 Ogden Ave.
Downers Grove, IL
630.963.0300

omegadownersgrove.com



1920 Ogden Ave., Lisle • 630-810-0418
morningsidelisle.com



Get Licensed to Support Illinois Youth!

Show your support for our youth by purchasing and displaying a set of colorful Park District Youth Program plates on your vehicle.
For more details, visit lisleparkdistrict.org



877.279.1900

SIKICH.COM



July 4-6

EyesToTheSkies.org
Skies Festival



ARCHITECTURE
AQUATICS
INTERIOR DESIGN

630-221-1212

www.williams-architects.com



GolfTEC...Proven Path. Proven Results.

630-579-9390 • GOLFTEC.COM



Lisle
Rotary
Cares

Rotary Club of Lisle

Join us for breakfast
on Tuesdays at 7:30am
at the DoubleTree by
Hilton Lisle/Naperville
lislerotary.org



BOLINGBROOK, IL
630-803-5004

Serving your community for over 10 years!

Residential & Commercial
Landscape Design,
Planting, Sodding, Seeding,
Brick Pavers, Maintenance,
Retaining Walls, Snow Removal

Join Us For Our 2019 Golf Events!

April 20: Spring Opener
July 14: Couples Golf Tournament
August 18: Intown Classic
August 20: Senior Tournament
November 2: Turkey Shoot

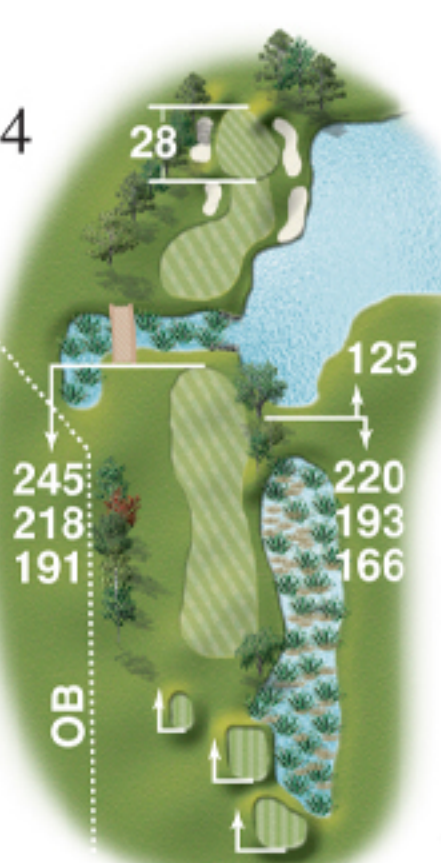
For more event details, visit
RiverBendGolfClub.org



Exercise while you golf...
RENT A GOLF BIKE!

Visit us online to view our 9-hole interactive flyover

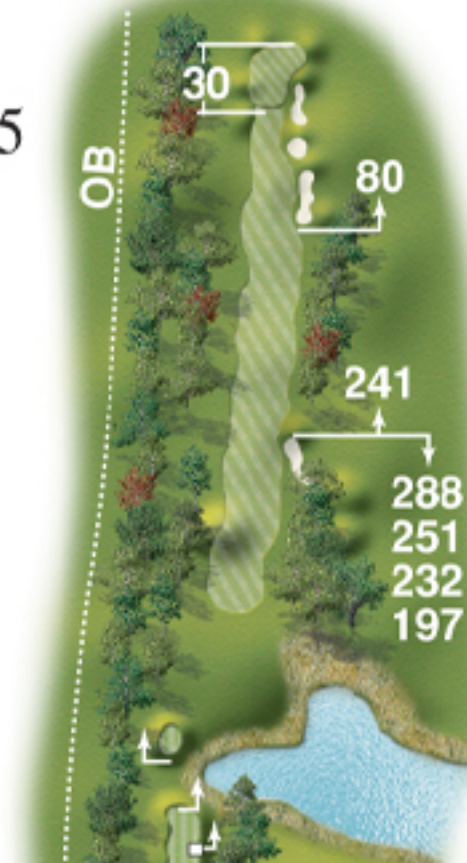
1
Par 4



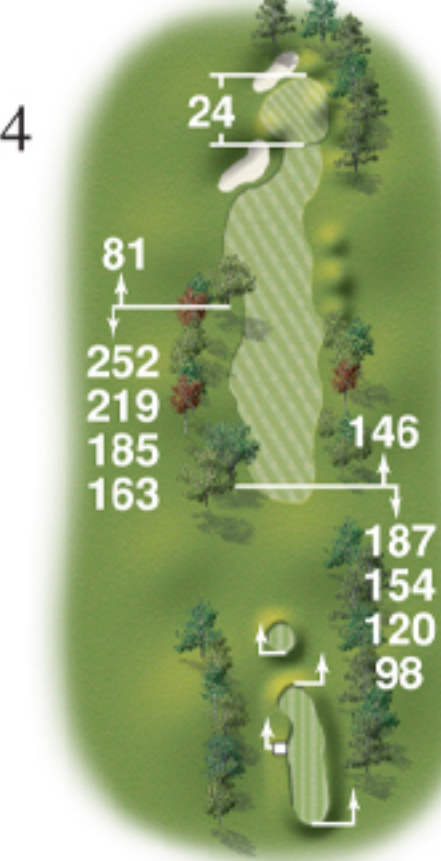
2
Par 4




3
Par 5



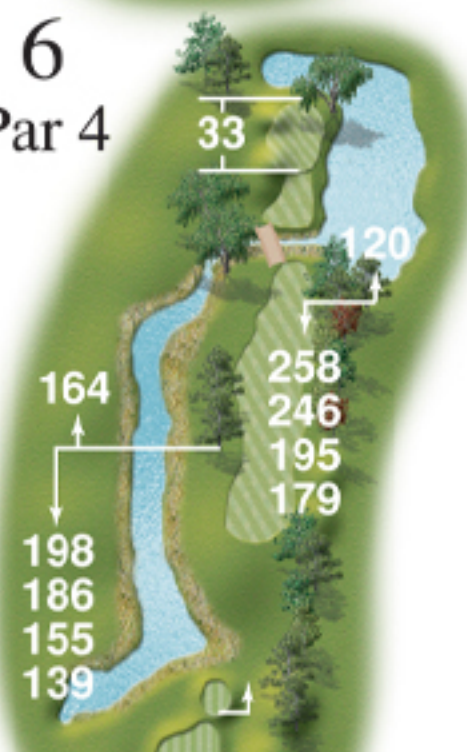
4
Par 4




5
Par 3



6
Par 4



7
Par 5



8
Par 4



9
Par 3



Recycle Bins Located by Holes 3, 5, & 7



RIVER BEND Golf Club

Nature's Challenge to Every Golfer

Golf Lessons taught by:

GOLFTEC



Deb Culbertson
Operations Manager

5900 S. Route 53, Lisle, IL
630-968-1920, opt. 1
RiverBendGolfClub.org

HOLE	1	2	3	4	5	6	7	8	9	TOT
BLUE	341	405	510	320	146	365	533	438	180	3238
WHITE	316	377	481	284	128	345	511	409	160	3011
HANDICAP	6	4	3	7	9	5	1	2	8	
PAR	4	4	5	4	3	4	5	4	3	36
PACE OF PLAY	0:15	0:30	0:49	1:00	1:12	1:28	1:45	2:01	2:14	
YELLOW	292	340	440	241	112	325	448	372	145	2715
RED	289	334	430	234	105	321	444	369	141	2667
HANDICAP	11/12	9/10	5/6	13/14	17/18	7/8	1/2	3/4	15/16	

LOCAL RULES

- Environmentally sensitive areas are treated as water hazard. A ball coming to rest in these areas cannot be searched for and must be abandoned. Play a ball as near as possible to the point where the original ball entered the hazard with a penalty of one stroke.
- Each player is required to have a green fee and their own bag and clubs.
- No coolers allowed. All alcoholic beverages consumed on property must be purchased on the property.
- No fivesomes are allowed on course.
- Proper golf attire is required at all times.
- Must be 18 years old or older to operate riding cart.
- Play one ball only.

GENERAL RULES

- River Bend Golf Club is a Pace of Play Facility. Please play without delay and observe proper golf etiquette. Golfers are monitored with a maximum time of 2:14 to complete 9-holes.
- Lightning Warning System: 3 blasts indicates to evacuate course, 1 blast indicates resume play.
- Golfers are responsible for all damages caused by errant shots.
- Keep golf carts on cart paths at least 40 feet from greens and tees at all times.
- Management reserves the right to refuse golf privileges to anyone not obeying posted rules and/or not obeying course personnel.
- Reserve right to match players to fill foursomes or tee times.
- Please repair all ball marks on greens and replace divots. USGA rules govern play except where modified by local rules.

COURSE RATINGS / SLOPE:

Blue Tees 70.8 / 126
Blue/White Tees 69.8 / 123
White Tees 68.8 / 119
Yellow/Red Tees 70.2 / 118

Date: _____ / _____ / _____ Scorer: _____

Attest: _____



DISCOVERY PLAYGROUND

Learn more about Lisle Park District's new inclusive playground and how you can help make an impact. Visit LislePartnersforParks.org



Your tax deductible donation will provide a recreation program scholarship for children, families and seniors. "Because money doesn't grow on trees."



LislePartnersForParks.org



RIVER BEND GOLF CLUB & WHEATSTACK
5900 S. Route 53, Lisle
630-968-1920, opt. 2
wheatstacklisle.com



1400 Maple Avenue, Lisle
630-852-1001

SEASPAR
Special parks & recreation
630-960-7600
seaspar.org



KONICA MINOLTA

PRINTER MANAGEMENT
SCAN PROJECTS
IT SERVICES
COPIERS
DAN SCHINDLER
630-271-6915
WWW.KMBS.KONICAMINOLTA.US

 **Huntington Bank**

The Scarecrow Scramble
Save the Date!
14TH ANNUAL NIGHTTIME
5K RUN/WALK & FALL FESTIVAL
Saturday, October 12
3:00-9:00pm | Lisle Community Park
lislepartnersforparks.org/scarecrowscramble